



Installation Guide

Picture 1



Parts List:A*1, B*1, C*84, D*84, E*2, F*168, G*1, H*60, I*1, J*1, K*4.

Picture 2




Step 1:Install the lamp body (accessories A+J).

Picture 3




Step 2:Install the hanging chain (accessory G+B).

Picture 4



Step 3:Install the crystals and arrange them according to the picture (long*1+short*1).

Picture 5



Step 4:Mounting metal sheet(accessories H+F)

Picture 6



Completion.